




Made in Britain  
Since 1990



## THE MIGHTY OAK

Some of the oak species recognised today first appeared up to 14 million years ago. The oak tree has played a part in Britain's history, culture and economy with some trees being famous for their remarkable age and stature and others for their place in our landscape. Ancient oaks of 700 to 800 years old are fairly common across the UK and some rarer specimens are over 1000 years old.

### THE ICONIC OAK

The uses of oak as a material are many, from shipbuilding to tanning leather. Oak framed buildings however have always been at the heart of Britain's growth, stability and success.

The strength and durability of an oak 'post and beam' structure are undisputed, with some areas of the UK still enjoying oak framed buildings constructed hundreds of years ago. Churches, town halls and stately homes are some of the many places you can see these medieval oak frames.

### MAKING HISTORY

## CONTENTS

<b>2&amp;3</b>	Welcome to Radnor Oak
<b>4-7</b>	Why choose Radnor Oak
<b>8&amp;9</b>	Garages & Outbuildings
<b>10&amp;11</b>	The Stapleton
<b>12&amp;13</b>	The Kinsham
<b>14&amp;15</b>	The Walton
<b>16&amp;17</b>	The Lucton
<b>18-21</b>	The Byton Low Ridge
<b>22-25</b>	The Byton High Ridge
<b>26-31</b>	The Norton
<b>32-37</b>	The Brampton
<b>38-45</b>	Annexes & Garden Cottages
<b>46-51</b>	Bespoke Buildings & Complexes
<b>52&amp;53</b>	Home Offices & Summerhouses
<b>54-57</b>	Gazebos & Pavilions
<b>58-61</b>	Joinery
<b>62</b>	Planning, Drawings & Advice
<b>64</b>	Contact



MAKING HISTORY





## WELCOME TO RADNOR OAK

Established in 1990, we are the UK's market leader in free standing oak framed buildings.

We take great pride in producing traditionally jointed oak structures of the highest quality.

By offering an exclusive service and creating the finest additions to your home and property, our reputation is unsurpassed.



Taken in the 1960's, family members after felling and loading a huge oak tree.



## WHY CHOOSE RADNOR OAK?

We are a family run company with deep-rooted experience in oak framing.

### PRIDE IN OUR CRAFT

We take pride in the fact that our products are unique in terms of their design, appearance and adaptability.

We are rarely, if ever, beaten on price for a 'like for like' specification.

We are a company committed to our customers; our ethos is to provide the highest quality oak framed buildings with a personal, professional and pleasurable service.



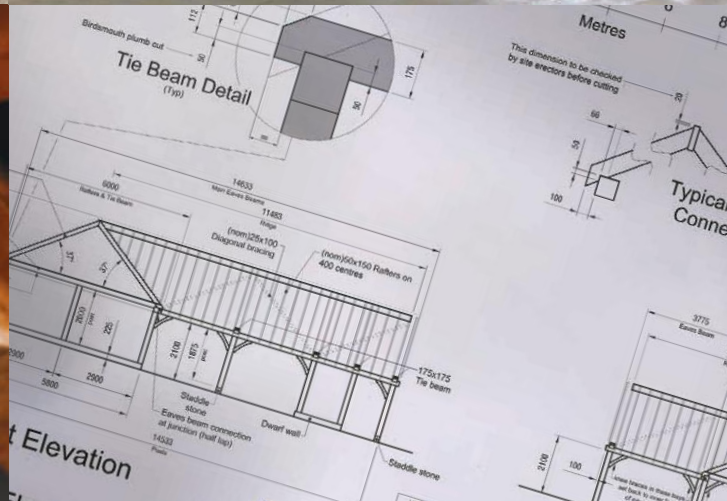




## WHAT MAKES OUR BUILDINGS BETTER?

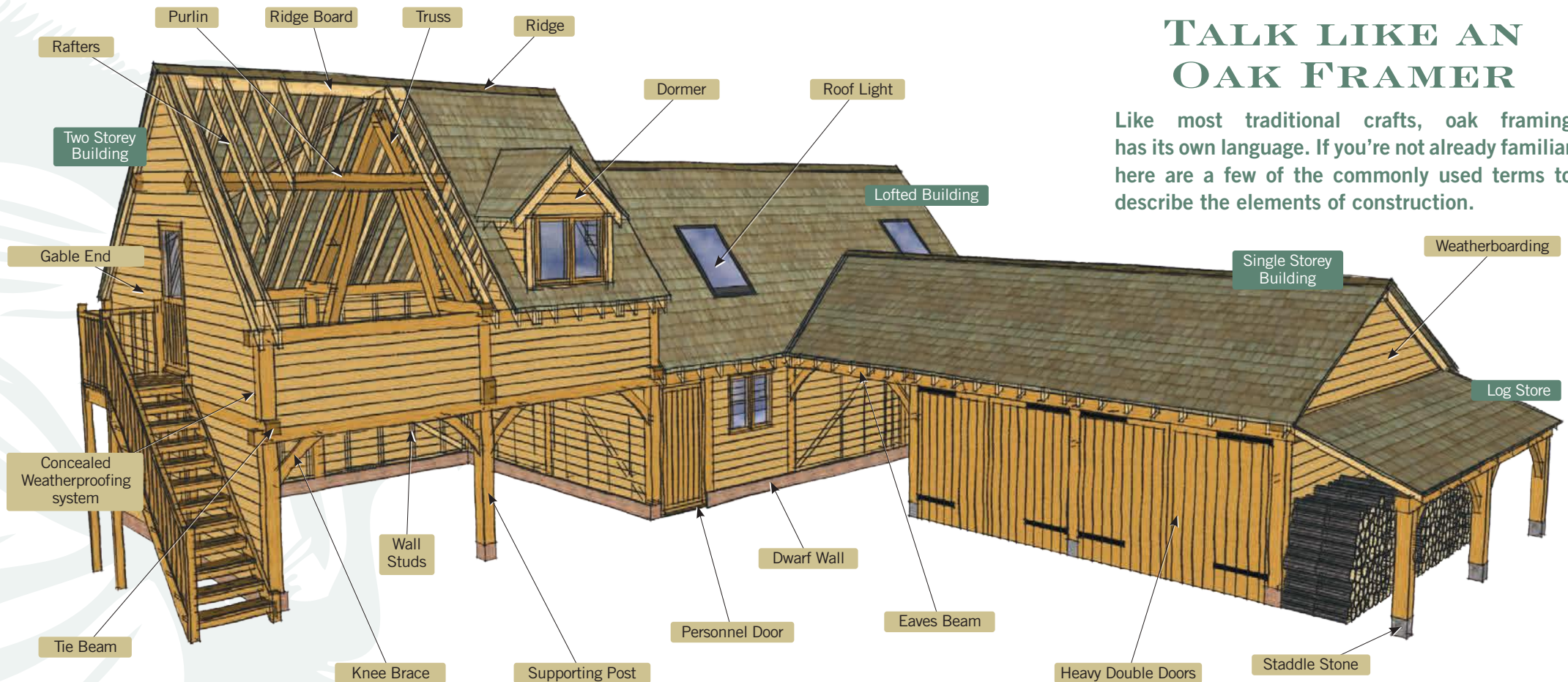
Any craftsman will tell you that the best buildings are made from the best materials. The oak we use is selected on quality and grade – not on price.

- Posts, eaves beams and tie beams are 175mm x 175mm (7" x 7"), being far more substantial than the industry standard.
- Our two-storey buildings include impressive 350mm x 175mm (14" x 7") tie beams, thus avoiding internal supporting posts on the ground floor, leaving the space open and unobstructed.
- Rafters and wall studs are generously deep creating a flexible space to insulate the walls and roof (if required).
- Our weatherboards are the highest grade and specification available.
- Our joinery products are hand-crafted with a strong emphasis on weatherproofing and security.
- Each component of every building is carefully inspected to ensure it meets our standards.
- Joints are 'double-pegged' with seasoned oak draw pegs, creating an incredibly strong structure.
- Concealed within the principle oak frame are rebates to accommodate lead and damp-proof membranes.
- We are an environmentally responsible company – the oak used in our frames is sourced only from sustainably managed woodlands.



# TALK LIKE AN OAK FRAMER

Like most traditional crafts, oak framing has its own language. If you're not already familiar here are a few of the commonly used terms to describe the elements of construction.



- Our oak framed buildings are adaptable – there are hundreds of pre-designed layouts to choose from on our website; however, all of our buildings can be customised to suit your specific requirements.
- Bespoke building dimensions – if our standard dimensions aren't suitable, we can create wider and deeper bays.
- Outbuilding or residential – our buildings can be designed for either or both.
- Weatherboarding can be from treated softwood or oak.

- We can provide elevations and floor plans for your planning application.
- Our 'kits' include the pre-jointed oak frame, the ancillary timber components, and associated joinery items.
- All of our oak structures come with a set of typical constructional drawings to include fixing details, groundworks, brickwork layout, and an information guide.
- We supply a structural engineer's report (if applicable).

- 'Self-Build' or 'Turnkey' - our buildings can be erected by a team of suitably skilled people OR by our 'Approved Contractors' who offer the complete turnkey package.
- Our team is on-hand to answer any questions you or your builder may have.



## GARAGES & OUTBUILDINGS

Incorporating all of our trademark signatures; a traditionally jointed oak frame with substantial framing timbers and knee braces, heavy duty ancillary framing components and our own concealed weatherproofing system.

We have a large range of pre-designed Garages & Outbuildings to choose from on our website. If a standard layout doesn't work for you, we can increase or decrease bay widths and depths to create your perfect oak framed building.



### THE STAPLETON P.10 & 11



Our smallest standard outbuilding, The Stapleton is compact yet multi-functional.

### THE KINSHAM P.12 & 13

A versatile single storey building with a catslide roof.



### THE WALTON P.14 & 15



A modest, general purpose building with a traditional pitched roof.

### THE LUCTON P.16 & 17



The Lucton features an elegant extended roofline.

### THE BYTON LOW RIDGE P.18 - 21

Our most popular and adaptable single storey outbuilding.



### THE BYTON HIGH RIDGE P.22 - 25

Designed as a single storey building, The Byton High Ridge has sufficient loft space for light storage.





## THE NORTON P.26 - 31



Our original 'room-over' oak framed building.



## THE BRAMPTON P.32 - 37

The largest of our standard range, a two storey 'barn-style' building designed to offer full headroom throughout.



## ROOF OPTIONS

Our buildings are designed to accommodate any traditional or modern roof covering weighing up to 70KG/m<sup>2</sup>.

Standardly, our roofs are pitched, however full hips, half hips and barn hips can easily be incorporated into the design.








## THE STAPLETON

Our smallest standard outbuilding, The Stapleton is compact yet multi-functional. The optional side store is ideal for extra storage space.

Planning permission may not be required.

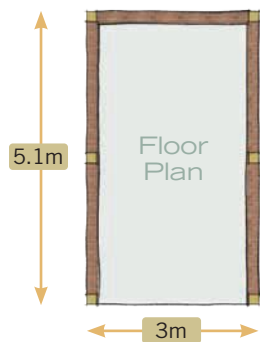
### OPTIONS

-  Partition walls
-  Doors, windows etc
-  Log stores





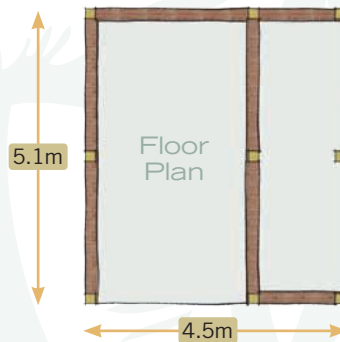
**THE STAPLETON**



Dimensions	
Height to Ridge	3.76m
Entrance Clearance Height	2.225m
Roof Pitch	40°
Footprint	3m x 5.1m



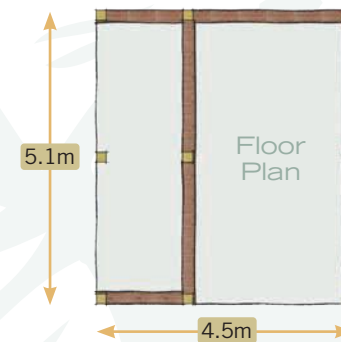
**THE STAPLETON  
RIGHT STORE**



Dimensions Right Store	
Height to Ridge	3.76m
Entrance Clearance Height	2.225m
Roof Pitch	40°
Footprint	4.5m x 5.1m



**THE STAPLETON  
LEFT STORE**



Dimensions Left Store	
Height to Ridge	3.76m
Entrance Clearance Height	2.225m
Roof Pitch	40°
Footprint	4.5m x 5.1m





## THE KINSHAM


A versatile single storey building with a catslide roof.

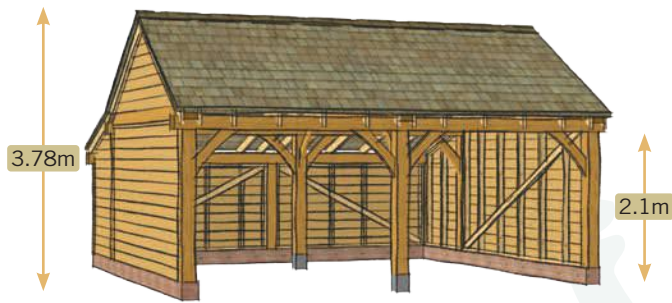
The catslide adds character to the external appearance whilst retaining full headroom within the building.

Planning permission may not be required.

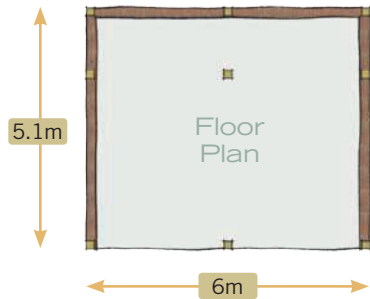
### OPTIONS

- Additional bays
- Partition walls
- Doors, windows etc
- Log stores





## THE KINSHAM 2 BAY



Dimensions 2 Bay	
Height to Ridge	3.78m
Entrance Clearance Height	2.1m
Roof Pitch	34°
Footprint	6m x 5.1m



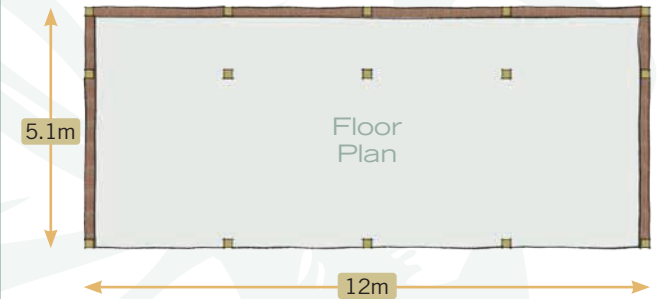
## THE KINSHAM 3 BAY



Dimensions 3 Bay	
Height to Ridge	3.78m
Entrance Clearance Height	2.1m
Roof Pitch	34°
Footprint	9m x 5.1m



## THE KINSHAM 4 BAY



Dimensions 4 Bay	
Height to Ridge	3.78m
Entrance Clearance Height	2.1m
Roof Pitch	34°
Footprint	12m x 5.1m









## THE WALTON

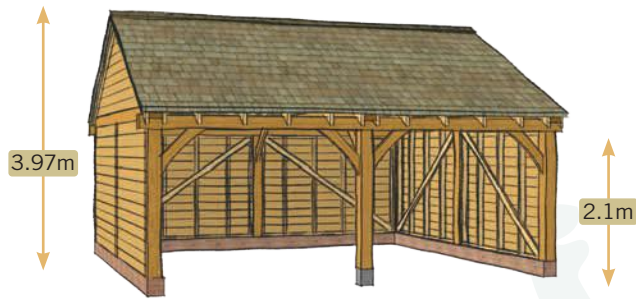
A modest, general purpose building with a traditional pitched roof.

Planning permission may not be required.

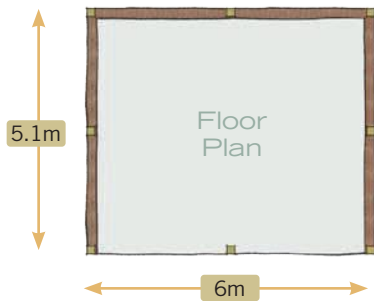
### OPTIONS

-  Additional bays
-  Partition walls
-  Doors, windows etc
-  Log stores





## THE WALTON 2 BAY

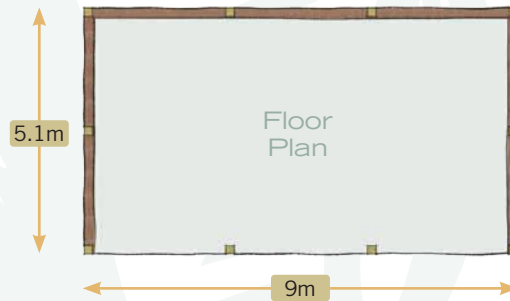


### Dimensions 2 Bay

Height to Ridge	3.97m
Entrance Clearance Height	2.1m
Roof Pitch	30°
Footprint	6m x 5.1m



## THE WALTON 3 BAY

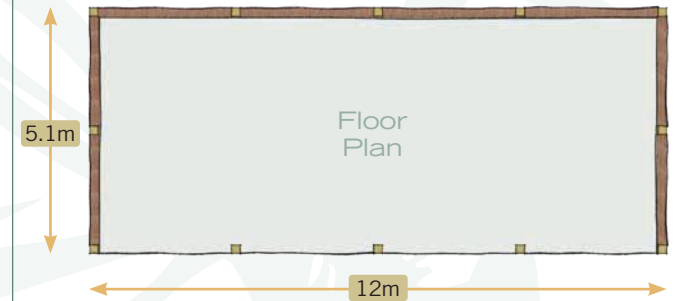


### Dimensions 3 Bay

Height to Ridge	3.97m
Entrance Clearance Height	2.1m
Roof Pitch	30°
Footprint	9m x 5.1m



## THE WALTON 4 BAY



### Dimensions 4 Bay

Height to Ridge	3.97m
Entrance Clearance Height	2.1m
Roof Pitch	30°
Footprint	12m x 5.1m









## THE LUCTON

The extended roof creates generous depth to accommodate larger family vehicles and 4x4's.

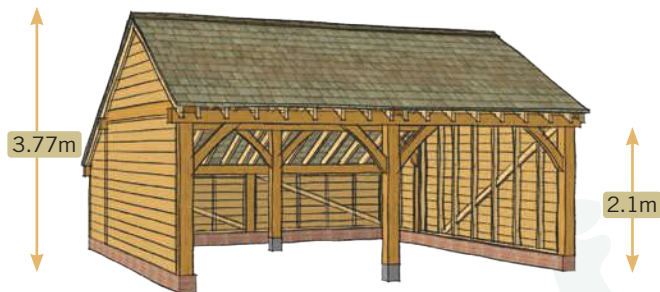
Planning permission may not be required.

### OPTIONS

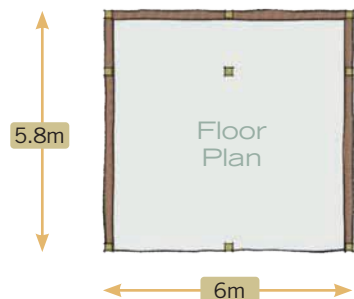
-  Additional bays
-  Partition walls
-  Doors, windows etc
-  Log stores







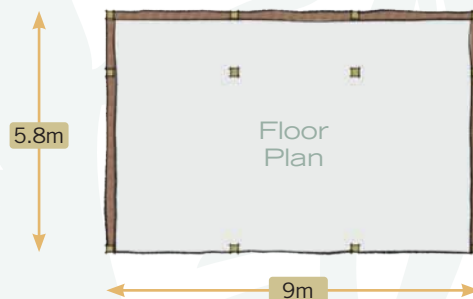
## THE LUCTON 2 BAY



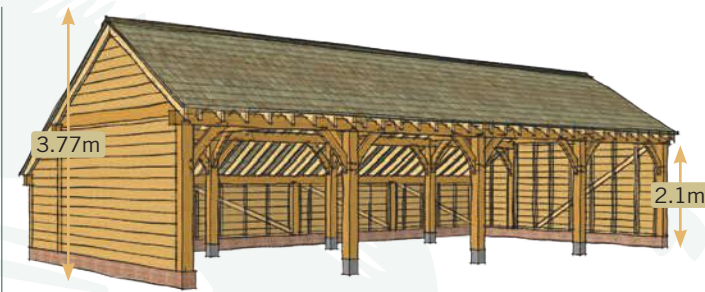
Dimensions 2 Bay	
Height to Ridge	3.77m
Entrance Clearance Height	2.1m
Roof Pitch	30°
Footprint	6m x 5.8m



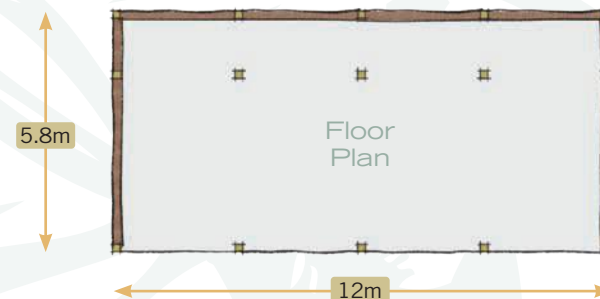
## THE LUCTON 3 BAY



Dimensions 3 Bay	
Height to Ridge	3.77m
Entrance Clearance Height	2.1m
Roof Pitch	30°
Footprint	9m x 5.8m



## THE LUCTON 4 BAY



Dimensions 4 Bay	
Height to Ridge	3.77m
Entrance Clearance Height	2.1m
Roof Pitch	30°
Footprint	12m x 5.8m









## THE BYTON LOW RIDGE

Our most popular and adaptable single storey outbuilding. The generous depth accommodates larger family vehicles and 4x4's.

Planning permission may not be required.

### OPTIONS

-  Additional bays
-  Partition walls
-  Doors, windows etc
-  Log stores






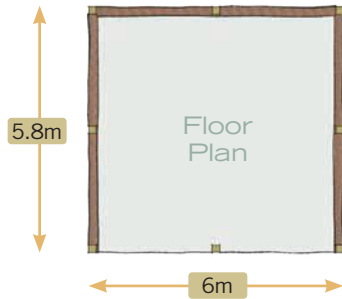


THE BYTON  
LOW RIDGE

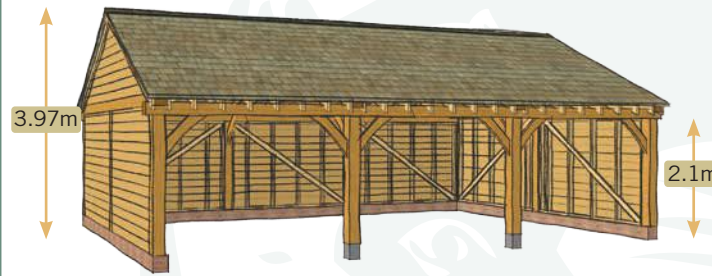




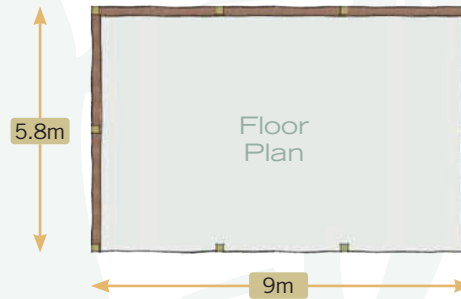
## THE BYTON LOW RIDGE 2 BAY



Dimensions 2 Bay	
Height to Ridge	3.97m
Entrance Clearance Height	2.1m
Roof Pitch	27°
Footprint	6m x 5.8m



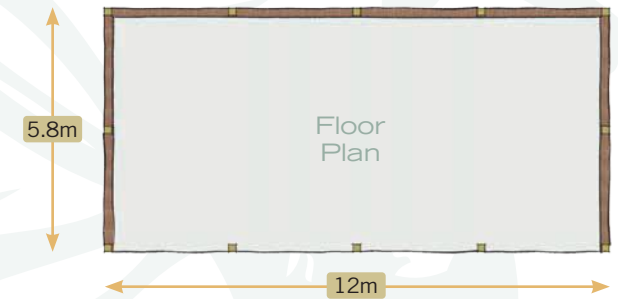
## THE BYTON LOW RIDGE 3 BAY




Dimensions 3 Bay	
Height to Ridge	3.97m
Entrance Clearance Height	2.1m
Roof Pitch	27°
Footprint	9m x 5.8m



## THE BYTON LOW RIDGE 4 BAY



Dimensions 4 Bay	
Height to Ridge	3.97m
Entrance Clearance Height	2.1m
Roof Pitch	27°
Footprint	12m x 5.8m



Dimensions can be customised to suit customer's requirements. Finished building height may vary subject to customer's roof covering and brickwork. Visit [www.radnor oak.co.uk](http://www.radnor oak.co.uk) to view our range of pre-designed oak framed buildings or to 'Design Your Own'.







## THE BYTON HIGH RIDGE

Although designed as a single storey building, The Byton High Ridge has sufficient loft space for light storage.

The generous depth accommodates larger family vehicles and 4x4's.

### OPTIONS

-  Additional bays
-  Partition walls
-  Doors, windows etc
-  Log stores







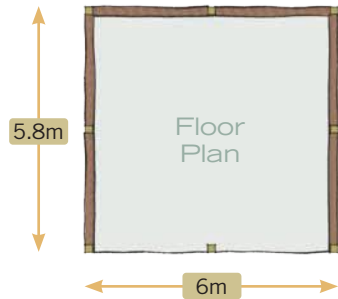
THE BYTON  
HIGH RIDGE







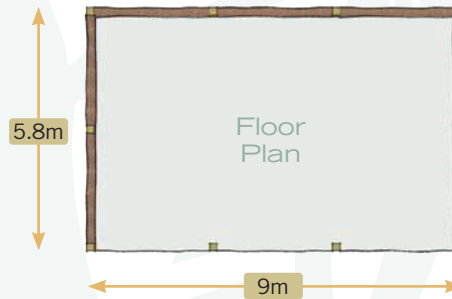
## THE BYTON HIGH RIDGE 2 BAY




Dimensions 2 Bay	
Height to Ridge	4.7m
Entrance Clearance Height	2.1m
Roof Pitch	37°
Footprint	6m x 5.8m



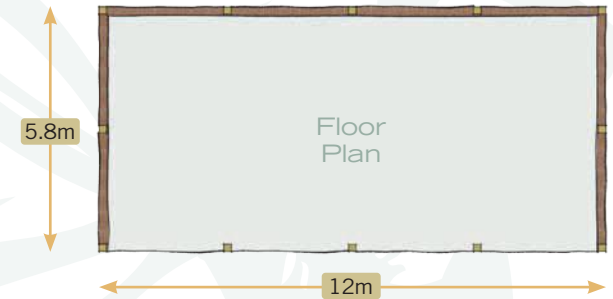
## THE BYTON HIGH RIDGE 3 BAY



Dimensions 3 Bay	
Height to Ridge	4.7m
Entrance Clearance Height	2.1m
Roof Pitch	37°
Footprint	9m x 5.8m



## THE BYTON HIGH RIDGE 4 BAY



Dimensions 4 Bay	
Height to Ridge	4.7m
Entrance Clearance Height	2.1m
Roof Pitch	37°
Footprint	12m x 5.8m



Dimensions can be customised to suit customer's requirements. Finished building height may vary subject to customer's roof covering and brickwork. Visit [www.radnoroak.co.uk](http://www.radnoroak.co.uk) to view our range of pre-designed oak framed buildings or to 'Design Your Own'.










## THE NORTON

Our original 'room over' oak framed building.

We include a first floor structure which is supported by impressive deep oak beams, therefore avoiding internal supporting posts on the ground floor.

### OPTIONS

-  Dormer windows
-  Velux roof lights
-  Additional glazing to gables
-  Additional bays
-  Partition walls
-  Doors, windows etc
-  Log stores









THE NORTON



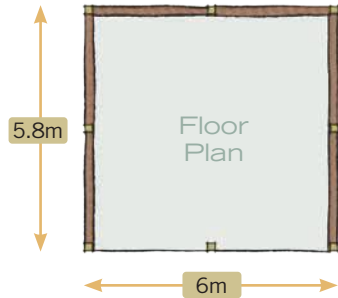


THE NORTON



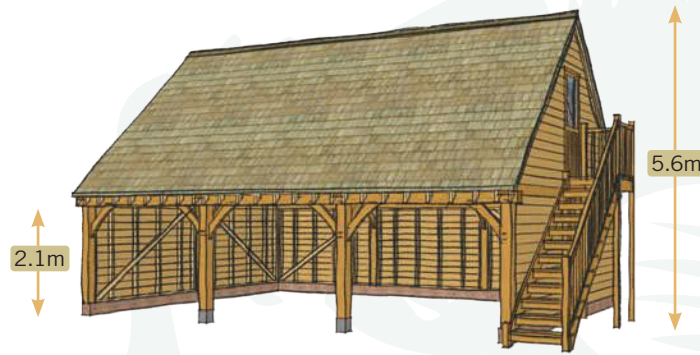


## THE NORTON 2 BAY

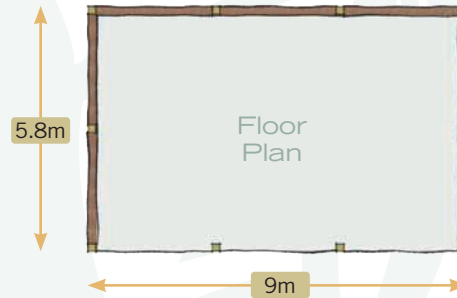


### Dimensions 2 Bay

Height to Ridge	5.6m
Entrance Clearance Height	2.1m
Roof Pitch	47°
Footprint	6m x 5.8m



## THE NORTON 3 BAY

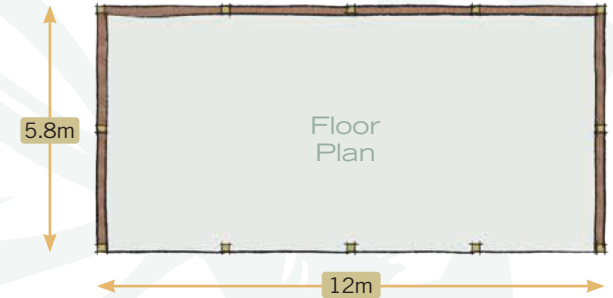


### Dimensions 3 Bay

Height to Ridge	5.6m
Entrance Clearance Height	2.1m
Roof Pitch	47°
Footprint	9m x 5.8m



## THE NORTON 4 BAY



### Dimensions 4 Bay

Height to Ridge	5.6m
Entrance Clearance Height	2.1m
Roof Pitch	47°
Footprint	12m x 5.8m












## THE BRAMPTON

The largest of our standard range, a two storey 'barn style' building.

As you enter the first floor of The Brampton you walk into the heart of a traditionally exposed oak frame. It enjoys all of the normal outbuilding features as well as having the flexibility of becoming ancillary accommodation.

### OPTIONS

-  Dormer windows
-  Velux roof lights
-  Additional glazing to gables
-  Additional bays
-  Partition walls
-  Doors, windows etc
-  Log stores







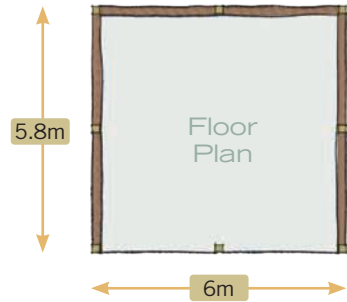








## THE BRAMPTON 2 BAY

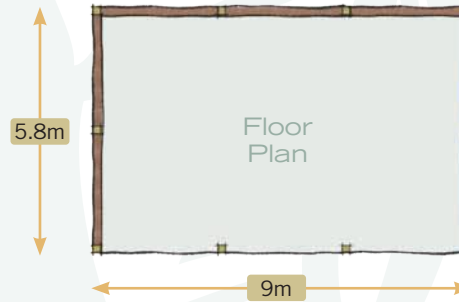


### Dimensions 2 Bay

Height to Ridge	6.83m
Entrance Clearance Height	2.1m
Roof Pitch	47°
Footprint	6m x 5.8m



## THE BRAMPTON 3 BAY

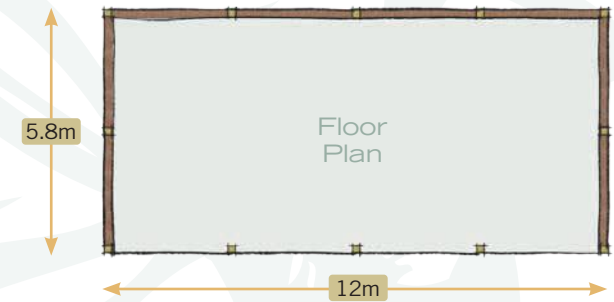


### Dimensions 3 Bay

Height to Ridge	6.83m
Entrance Clearance Height	2.1m
Roof Pitch	47°
Footprint	9m x 5.8m



## THE BRAMPTON 4 BAY



### Dimensions 4 Bay

Height to Ridge	6.83m
Entrance Clearance Height	2.1m
Roof Pitch	47°
Footprint	12m x 5.8m





## ANNEXES & GARDEN COTTAGES

Do you need additional living space? Our Annexes & Garden Cottages are the perfect solution.

- ✎ Utilise your property and increase its value
- ✎ Avoid the financial burden of care homes for relatives
- ✎ Remove the stress of first-time buyers saving a deposit
- ✎ Create perfect staff and guest accommodation







## ANNEXES & GARDEN COTTAGES

Our oak annexes are in many cases adaptations of our standard outbuildings and can include features such as exposed oak trusses and purlins, porches, French doors and full height glazing.

Beautiful, practical and cost effective solutions which add value and improve lifestyles.

















## BESPOKE BUILDINGS & COMPLEXES

Unique, multi-purpose oak framed complexes and bespoke buildings designed around your lifestyle and business needs.

- ✦ Staff accommodation with stores, stables and tack rooms.
- ✦ Farm shops with store rooms, display areas and offices.
- ✦ Shooting, fishing and forest lodges with boot rooms and kennels.
- ✦ Workspaces and hobby rooms over mower and machinery stores.
- ✦ Garages and carports with a workshop next door.

The options are endless – your imagination is the only limit.











BESPOKE BUILDINGS  
& COMPLEXES





BESPOKE BUILDINGS  
& COMPLEXES







## HOME OFFICES & SUMMERHOUSES

...for those times when you  
need your own space.






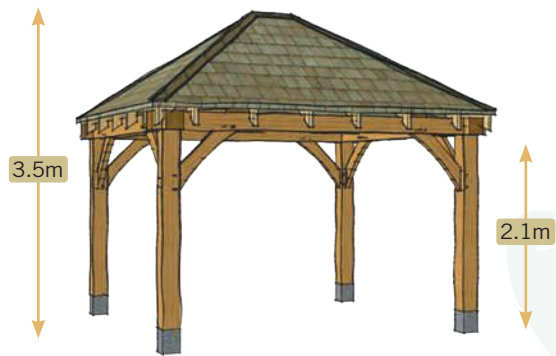


## GAZEBOS & PAVILIONS

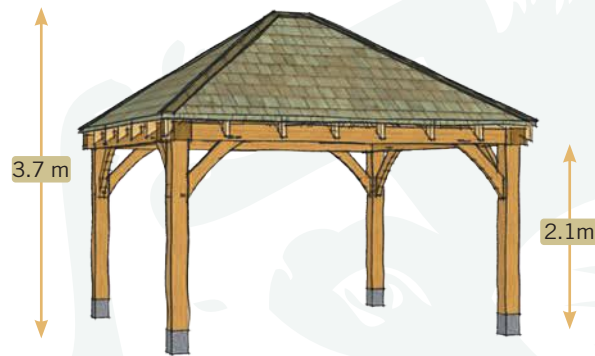
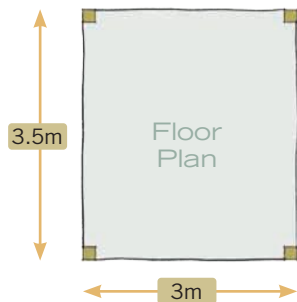
If you are looking to create an outdoor living area, our range of gazebos and pavilions offer the permanent solution.

A compliment to any garden.

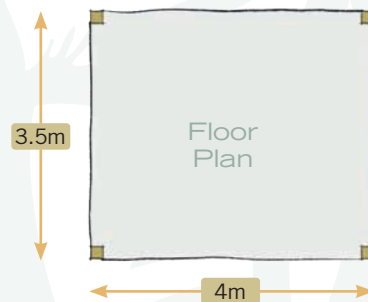




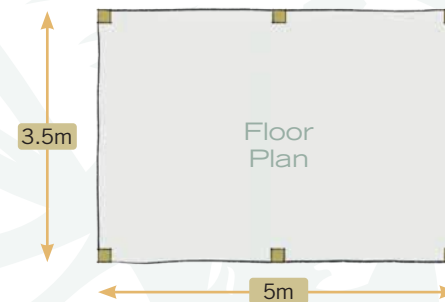
### GAZEBO SMALL



### GAZEBO MEDIUM



### GAZEBO LARGE



#### Dimensions Small

Height to Ridge	3.5m
Entrance Clearance Height	2.1m
Roof Pitch	35°
Footprint	3m x 3.5m

#### Dimensions Medium

Height to Ridge	3.7m
Entrance Clearance Height	2.1m
Roof Pitch	35°
Footprint	4m x 3.5m

#### Dimensions Large

Height to Ridge	3.7m
Entrance Clearance Height	2.1m
Roof Pitch	35°
Footprint	5m x 3.5m



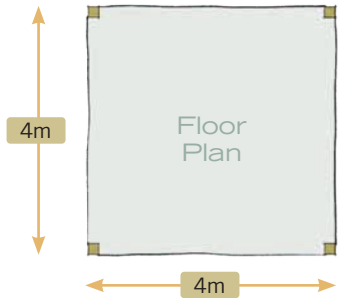
Dimensions can be customised to suit customer's requirements. Finished building height may vary subject to customer's roof covering and brickwork. Visit [www.radnor oak.co.uk](http://www.radnor oak.co.uk) to view our range of pre-designed oak framed buildings or to 'Design Your Own'.



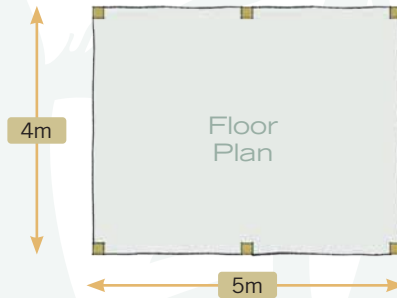




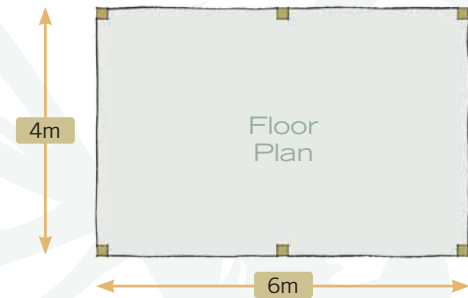
### PAVILION SMALL



### PAVILION MEDIUM



### PAVILION LARGE



#### Dimensions Small

Height to Ridge	3.9m
Entrance Clearance Height	2.225m
Roof Pitch	35°
Footprint	4m x 4m

#### Dimensions Medium

Height to Ridge	3.9m
Entrance Clearance Height	2.225m
Roof Pitch	35°
Footprint	5m x 4m

#### Dimensions Large

Height to Ridge	3.9m
Entrance Clearance Height	2.225m
Roof Pitch	35°
Footprint	6m x 4m



Dimensions can be customised to suit customer's requirements. Finished building height may vary subject to customer's roof covering and brickwork. Visit [www.radnor oak.co.uk](http://www.radnor oak.co.uk) to view our range of pre-designed oak framed buildings or to 'Design Your Own'.



## JOINERY


Handmade, traditional oak or softwood joinery for your home or outbuilding, crafted to our unique specification.

Our doors and windows are more substantial than the industry standard with an emphasis on security and quality.

Our windows are storm-proofed rather than flush fitting to ensure maximum weatherproofing and durability.











## PLANNING PERMISSION & BUILDING REGULATIONS

Some of our buildings will not require planning permission or building regulation approval.

In some instances, permitted development rights enable you to erect a building without a formal submission. It is advisable to check with your local authority whether planning permission or building regulations are required prior to commencing your project.

### PLANNING APPLICATIONS:

We can provide detailed elevations and floor plans for your planning application for a small fee. Should an order be confirmed, this fee will be deducted from the contract price.

### DRAWINGS FOR SITE ERECTION:

Once an order has been placed, we prepare a full set of constructional drawings to ensure your building is erected correctly.

### STRUCTURAL CALCULATIONS:

A structural engineer's report is supplied (when applicable) which covers the detailed timber structural analysis.

### BUILD OPTIONS:

**1 Self-build:** For clients who wish to undertake some or all of the site operations themselves, this is an extremely cost-effective way to construct our oak framed buildings.

Our self-build kits include the pre-jointed oak frame, the ancillary timber components and the associated joinery items. All of our oak structures come with a set of constructional drawings, typical groundworks and brickwork layout, an information guide and a structural report when applicable.

As our oak framing components are extremely heavy and site construction is potentially dangerous, we recommend that self-builders (and any helpers or sub-contractors involved) have suitable experience in site construction and carry all necessary insurances.

**2 Approved Contractors:** If you are looking for a professional construction company to provide full 'turnkey' services for the site construction of your building, whether it be an oak garage, outbuilding, workshop, granny annexe or any other oak framed building from our product range; our Approved Contractors offer the complete start-to-finish package.

Approved Contractors meet our strict criteria and manage every part of your project from initial site consultation to the final signing off.





MAKING HISTORY



## VISIT OUR WEBSITE

For more information, news & images take a look at our website:

**[www.radnoroak.co.uk](http://www.radnoroak.co.uk)**

**01544 260727**

**[info@radnoroak.co.uk](mailto:info@radnoroak.co.uk)**

The Radnor Oak Logo is a trademark of Radnor Oak Ltd. All rights reserved.



Made in Britain  
Since 1990

## MAKING HISTORY